

2020- 2029

WWF

2020 8



1

1

" "

2005

3 ,

2009 3

103171. 9      138595. 1      125968. 6  
22796. 8

1959 4      1957 6      9

1            15            12


2

3

4

5


6



7

8

m



8

10 15

23.6



3

( " " ) 10

CITES

2019

23. 04

97777

j

è

|          | 2015 | 2030     | 2018     | 2019 |
|----------|------|----------|----------|------|
|          |      |          | 138595.1 |      |
| 108690.4 |      | 100412.6 |          |      |

|         |          |       |
|---------|----------|-------|
|         | 100412.6 | 92.4% |
| 1130.7  |          | 1.0%  |
| 3881.7  |          | 3.4%  |
| 3265.4  |          | 3.0%  |
| 29904.7 |          |       |
| 29815.7 |          | 99.7% |
| 319.3   |          | 0.3%  |

|         |          |       |
|---------|----------|-------|
|         | 108690.4 |       |
| 14609.8 |          | 13.4% |
| 94080.6 |          | 86.6% |

|          |          |            |
|----------|----------|------------|
|          | 133478.9 | 1284611.85 |
| 124868.0 |          | 1284611.85 |
| 3216.3   |          | 5394.6     |

|           |           |            |
|-----------|-----------|------------|
|           | 100412.6  | 80.4%      |
| 986842.26 | 76.8%     | 24455.5    |
| 19.6%     | 297769.59 | 23.2%      |
|           | 1130.7    | 35.2%      |
| 2085.6    | 64.8%     |            |
|           | 3881.7    | 72.0%      |
|           | 1512.8    | 28.0%      |
|           | 133478.9  | 1284611.85 |

133478.9

1284611.85

19.7

6

3216.3

2.41%

4274.3

3.20%

25264.09

È

1.97%

19.7

0.01%

15

0.01%

k

@

9

1284611,

mí

/

26.0

3216.3

55.

e

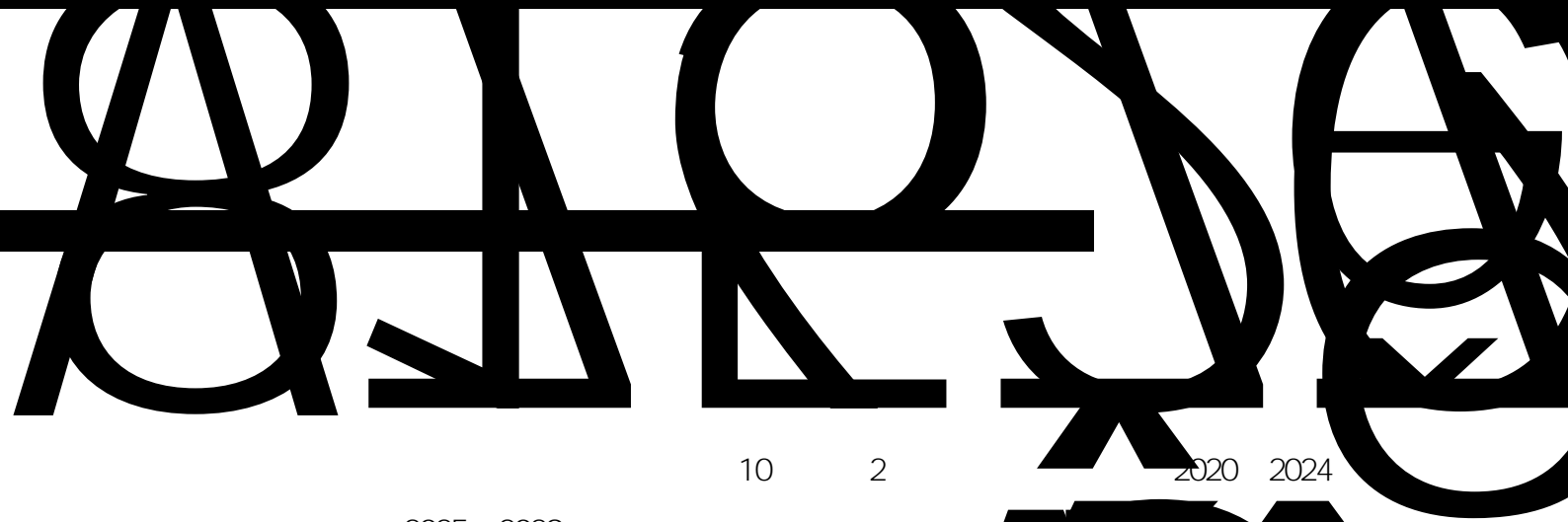
j e

1284611.85 130262.6 9.62 125968.6  
1259191.93 10.00  
4274.3 25264.09 5.91  
19.7 155.83 7.93  
3.31% 42521  
3.12% 39320  
12.60% 4.5 3.12% 4.5 3.12% 4.5 3.12%  
17

(%oo k Ó ¥ F  
+@'@ñ<ñ'ñ4 P O \$ F \$°ñ'@ññ0 C%k

1

2 , m m'



10 2

2020 2024

2025 2029

2018 3 19

2019 12

Å

2018 12 29

201

2014 7

20

2017 10

2016 2 6

( 2019 )

576

LY/T 2007-2012

LY/T 2008-2012

GB/T 15776-2016

GB/T 15781-2015



)

( ) (2014 1

(2009 3 )

( 2015-2030)

"

"

"

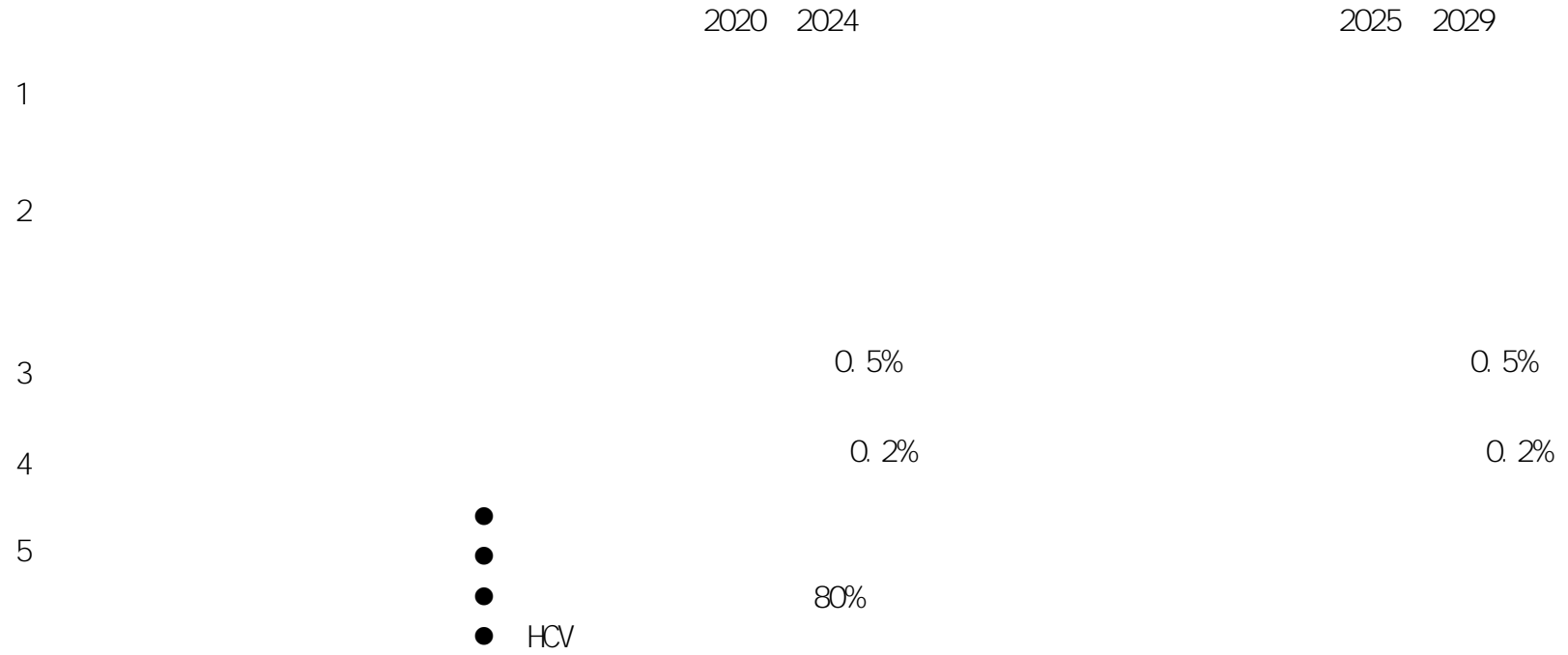
"

"

"

3.1

3.1



|   |      |      |
|---|------|------|
| 8 | 20   | 20   |
| 9 | 3000 | 3000 |



14609.8

,

,

123896.3

94080.6

29815.7

,

,

,

89.0



"

"

"

"

"

Š Š

"

"

FSC

FSC

PR107

7-33-97

7-20-59

"

"

" " " "

30

1

10

1339

1233

24174

21900

2274

7

8

9

25513



283829



7

9

[ 2013] 114

,

,

" +"


125968. 6

103171. 9

22796. 8

" "

" "



3000

Ã Q ?

X & ñ P P à

17

10



30%

2

2

3

4

2

3

4

5

10

6

6.1

50

6.2

6.3

7

7.1

50

7.2

7.3

3

8

8.1

2

3

2

+2

3

2

8.2

8.3

"

"

"

"

—

—

9

10

6

12 14

3

11

12

13

14

14. 1

14. 2

14. 3

14. 4

22266

416326

291428

2227

41633

29143



**1**

1.1

1.2

1.3

**2**

2.1

2.2

2.3

2.4

2.5

**1**

1.1

1.2

1.3

**2**

2.1

2.2

2.3

**1**

1.1

1.2

1.3

1.4

**2**

2.1

2.2

2.3

2.4

2.5

2.6

**1**

1.1

1.2

1.3

1.4

1.5

1.6

**2**

2.1

2.2

2.3

2.4

2.5

**1**

1.1

1.2

**2**







60 70  
20 208  
4 205 4 303 6 307 2 406 4  
70  
2 312 1 510 1

265.4 112

113.4 58



14571

1000

5737

573.7




C

- 1.
- 2.
- 3.
- 4.
- 5.
- 6.
7. FSC®

FSC

FSC-C166366



FSC

